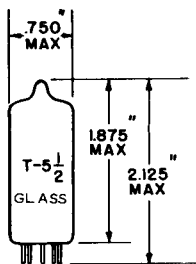
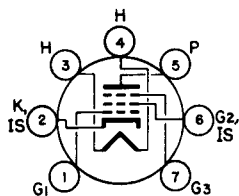


TUNG-SOL

PENTODE

MINIATURE TYPE

OUTLINE DRAWING
JEDEC 5-2BASE 7 PIN BUTTON
JEDEC E7-1FOR
FM SOUND DETECTOR
SERVICECOATED UNIPOTENTIAL CATHODE
ANY MOUNTING POSITIONBASING DIAGRAM
JEDEC 7EN

BOTTOM VIEW

THE 6HZ6 IS A SHARP-CUTOFF PENTODE WITH DUAL CONTROL GRIDS IN THE 7 PIN MINIATURE CONSTRUCTION. IT IS DESIGNED PRIMARILY FOR FM SOUND DETECTOR SERVICE.

DIRECT INTERELECTRODE CAPACITANCES WITHOUT EXTERNAL SHIELD

GRID 1 TO PLATE	0.023	pf
GRID 1 TO (K & I.S., G3, G2 & I.S., H)	8.2	pf
GRID 1 TO GRID 3	0.09	pf
GRID 3 TO PLATE	1.6	pf
GRID 3 TO (K&I.S., P, G2 & I.S., G1, H)	7.2	pf

HEATER CHARACTERISTICS AND RATINGS DESIGN MAXIMUM VALUES - SEE EIA STANDARD RS-239

AVERAGE CHARACTERISTICS	6.3 VOLTS	450	mA
HEATER WARM - UP TIME - AVERAGE		11	SECONDS
LIMITS OF APPLIED VOLTAGE - AC OR DC	6.3 ± .6		VOLTS
LIMITS OF SUPPLIED CURRENT - AC OR DC	450 ± 30		mA
PEAK HEATER - CATHODE VOLTAGE:			
HEATER POSITIVE WITH RESPECT TO CATHODE		200	VOLTS
DC COMPONENT		100	VOLTS
HEATER NEGATIVE WITH RESPECT TO CATHODE		200	VOLTS

CONTINUED ON FOLLOWING PAGE

TUNG-SOL

CONTINUED FROM PRECEDING PAGE

MAXIMUM RATINGS
DESIGN MAXIMUM VALUES - SEE EIA STANDARD RS-239

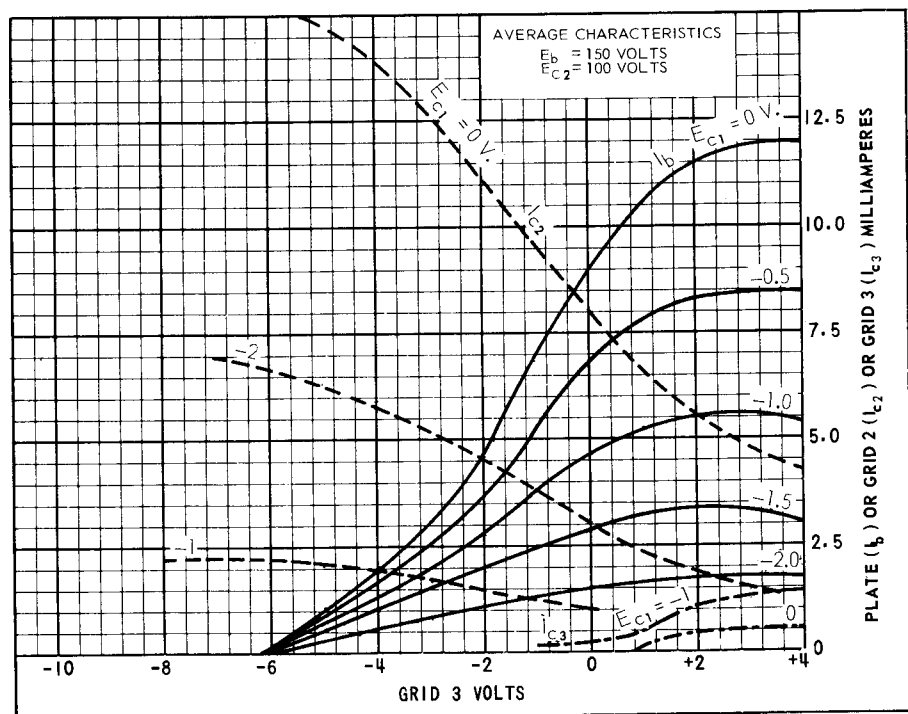
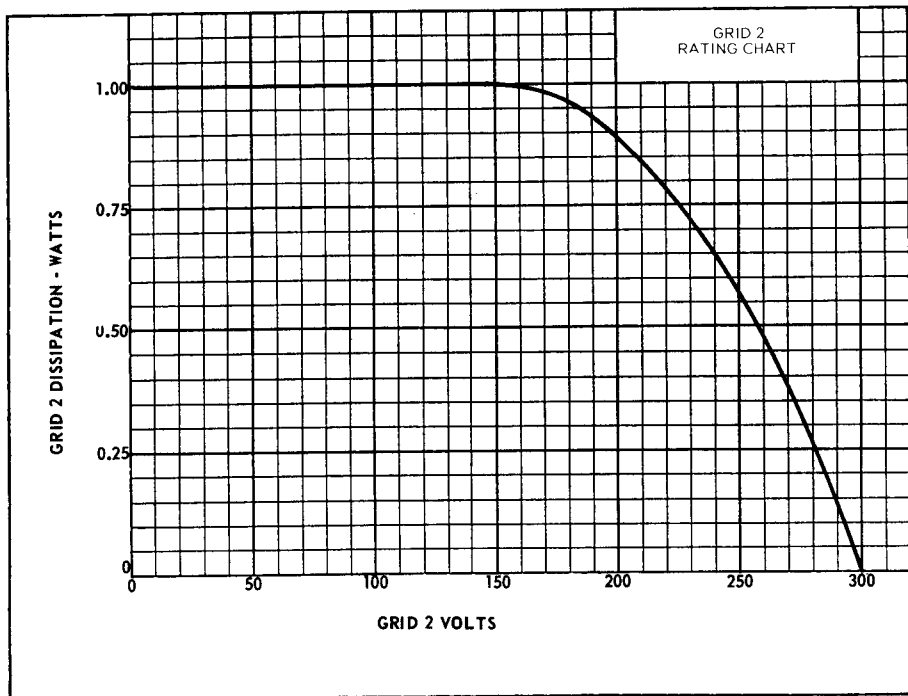
FM SOUND DETECTOR SERVICE

PLATE VOLTAGE	300	VOLTS
GRID 3 VOLTAGE:		
NEGATIVE VALUE - DC AND PEAK	100	VOLTS
POSITIVE VALUE - DC AND PEAK	25	VOLTS
GRID 2 SUPPLY VOLTAGE	300	VOLTS
GRID 2 VOLTAGE	SEE RATING CHART	
GRID 1 VOLTAGE:		
NEGATIVE - BIAS VALUE	50	VOLTS
POSITIVE - BIAS VALUE	0	VOLTS
GRID 3 INPUT	0.1	WATT
GRID 2 INPUT - UP TO 150 VOLTS	1	WATT
- BETWEEN 150 VOLTS AND 300 VOLTS	SEE RATING CHART	
PLATE DISSIPATION	1.7	WATTS
GRID 3 CIRCUIT RESISTANCE	0.68	MEGOHM
GRID 1 CIRCUIT RESISTANCE:		
FOR FIXED - BIAS OPERATION	0.22	MEGOHM
FOR CATHODE - BIAS OPERATION	0.47	MEGOHM

CHARACTERISTICS

CLASS A₁ AMPLIFIER

PLATE SUPPLY VOLTAGE	150	VOLTS
GRID 3 SUPPLY VOLTAGE	0	VOLTS
GRID 2 SUPPLY VOLTAGE	100	VOLTS
GRID 1 SUPPLY VOLTAGE	0	VOLTS
CATHODE RESISTOR	180	OHMS
PLATE CURRENT	3.2	mA
GRID 2 CURRENT	3.2	mA
TRANSCONDUCTANCE - GRID 1 TO PLATE	3,400	μ MHOS
TRANSCONDUCTANCE - GRID 3 TO PLATE	600	μ MHOS
PLATE RESISTANCE	APPROX. 0.11	MEGOHM
GRID 1 VOLTAGE FOR $I_b = 20 \mu A$	APPROX. -4.5	VOLTS
GRID 3 VOLTAGE FOR $I_b = 20 \mu A$	APPROX. -7	VOLTS



PUNTERON, S. S. A.

